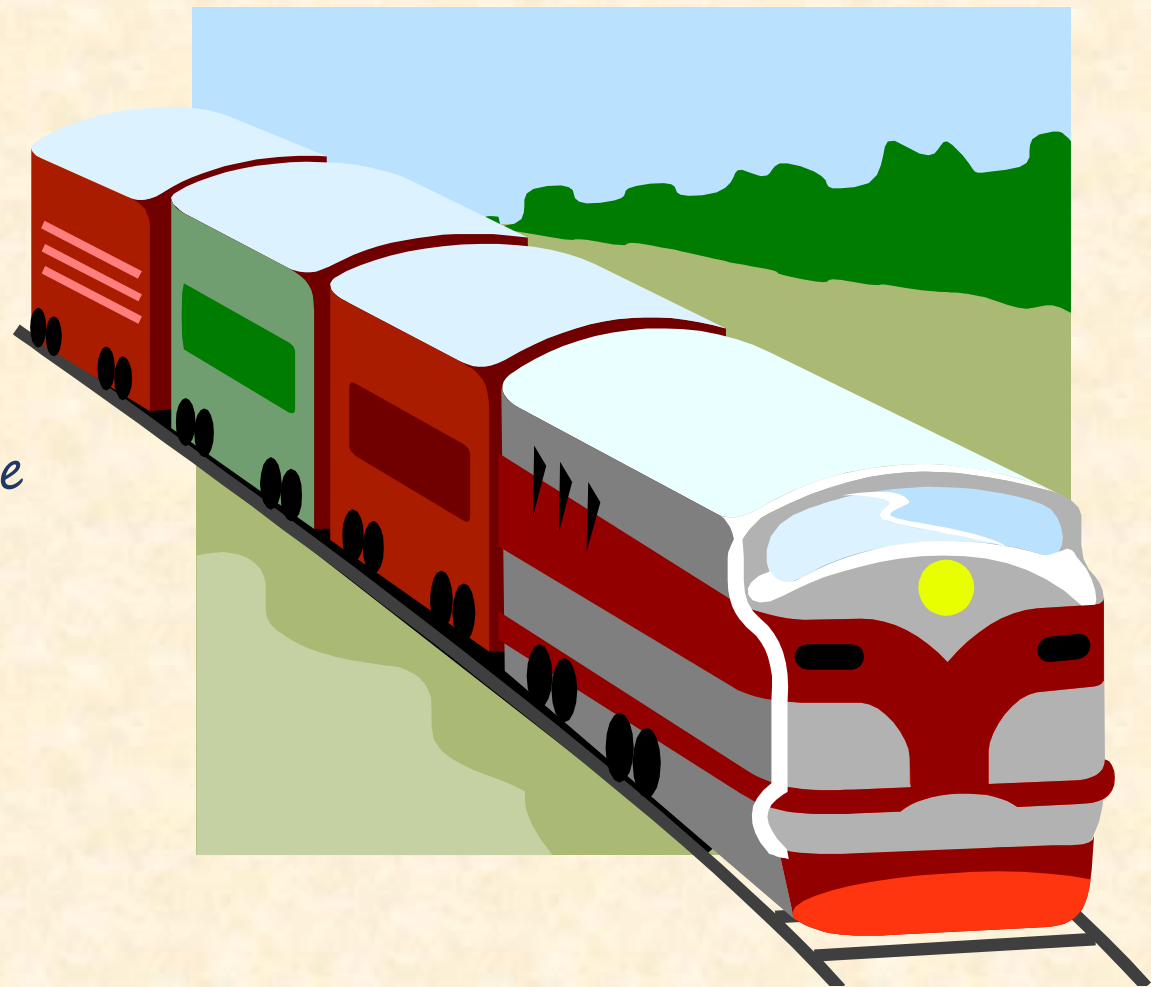




Down by the Station

Variation on the "Down by the station" theme
for young musicians
(Worksheets)





Answer page

There were 16 beats altogether in the whole piece.

And

















Here is what the musical piece looks like when it's written on a page:





Answer page

Here is the musical piece with musical movements:
("T" is for a tap, "S" is for a snap, "C" is for a clap).

															
T,	T,	T,	C,	S,	S,	C,	C,	T,	S,	C,	C,	T,	T,	T,	T,



Down By The Station

Variation 1.

Name: _____

1. Now you can make your own musical piece!

All you have to do is write a "T" for a tap, or an "S" for a snap, or a "C" for a clap on the lines below the beats. The "T", and "S" and "C" are called musical movements

_____ C C _____ C T T T T

2. How many musical movements did you use all together? What were they?

$$\frac{\quad}{(T)} + \frac{\quad}{(C)} + \frac{\quad}{(S)} = \frac{\quad}{\text{All}}$$

Challenge!

Is your musical piece different from the one you heard in the video? How?

(Hint, musical movements of the video: T, T, T, C, S, S, C, C, T, S, C, C, T, T, T, T.)



Down By The Station

Variation 2.

Name: _____

1. Now, once again, you can make your own musical piece!
All you have to do is write a "T" for a tap, or an "S" for a snap, or a "C" for a clap on the lines below the beats. (The "T", and "S" and "C" are called musical movements)

2. But this time use 8 T's, 5 C's and 3 S's in any order that you want.





Super! You did it!

Thank You!

